- Suchy czujnik ceramiczny
- Zakres od 40 mbar do 40 bar
- Dokładność ≤ 0.2 %
- Wysoka odporność na przeciążenia
- Wyjście analogowe: 4 … 20 mA, 2-przewodowe
- Odpowiedni dla zastosowań w przemyśle farmaceutycznym i spożywczym

  Ⓔx I M2 EEx ia I
  II 1G EEx ia IIC T4/T6
  BVS 03 ATEX E 222

Przetwornik ciśnienia P 131

Dane techniczne:

Zakresy pomiarowe:	0...40 mbar do 0...40 bar
Sygnał wyjściowy:	4...20 mA 2-przewodowe, 0...10V 3-przewodowe
Dokładność:	≤ ± 0,2% FS @ 25°C
Czas odpowiedzi:	200 ms (inne dostępne na żądanie)
Zasilanie:	9...32V DC, 20 mA 15...30 V DC, 10 V (12...30V wersja Ex)
Temperatura otoczenia:	-25...80 °C (-20...80 °C at EEx ia IIC T4) (-20...50 °C at EEx ia IIC T6)
Temperatura procesu:	-40...100°C (125 °C < 0,5h) (-20...80 °C at EEx ia IIC T4) (-20...50 °C at EEx ia IIC T6)
Błąd temperaturowy:	≤ ± 0,015% FS/K (zero) ≤ ± 0,01% FS/K (span)
Stabilność długoterminowa:	≤ ± 0,15% FS (1 rok)
Przyłącze:	stal nierdzewna, 1.4404
Czujnik:	ceramiczny AL_2O_3
Złącze:	złącze EN 175301-803A, IP67 kabel 2m / 5m, IP67

Nöding
Meßtechnik

Ranges

range	gauge	absolut	overload (bar)
0...30 mbar* (2)	A3		- 0,3 / 4
0...40 mbar* (2)	A8		- 0,3 / 4
0...50 mbar* (2)	B0		- 0,3 / 4
0...60 mbar* (2)	A9		- 0,3 / 4
0...100 mbar	00		- 0,3 / 4
0...160 mbar	01		- 0,6 / 5
0...200 mbar	B1	B2(2)	- 1 / 6
0...250 mbar	02		- 1 / 6
0...300 mbar(2)	X5	X6	- 1 / 6
0...0,4 bar	03	28(2)	- 1 / 6
0...0,5 bar	B7		- 1 / 6
0...0,6 bar	04		- 1 / 10
0...1 bar	05	30(2)	- 1 / 10
0...1,6 bar	06	31(2)	- 1 / 18
0...2 bar	B3	B4(2)	- 1 / 18
0...2,5 bar	07	32(2)	- 1 / 18
0...3 bar(2)	X3	X4	- 1 / 25
0...4 bar	08	33(2)	- 1 / 25
0...5 bar	F1	F2(2)	- 1 / 40
0...6 bar	09	34(2)	- 1 / 40
0...10 bar	10	35(2)	- 1 / 40
0...16 bar	11	36(2)	- 1 / 40
0...20 bar	B5	B6(2)	- 1 / 40
0...25 bar	12	37(2)	- 1 / 40
0...40 bar	13	38(2)	- 1 / 60
-25...25 mbar(2)	E6		- 0,3 / 4
-100...0 mbar(2)	C4		- 0,3 / 4
-100...100 mbar(2)	C5		- 1 / 6
-200...0 mbar(2)	D2		- 1 / 6
-200...200 mbar(2)	D3		- 1 / 6
-1...0 bar(2)	D4		- 1 / 10
-1...0,6 bar(2)	D5		- 1 / 10
-1...1 bar	D6		- 1 / 10
-1...1,5 bar(2)	D7		- 1 / 18
-1...3 bar	D8		- 1 / 25
-1...5 bar	D9		- 1 / 40
-1...9 bar	E1		- 1 / 40
-1...15 bar(2)	E2		- 1 / 40
-1...19 bar(2)	E3		- 1 / 40

* Global error 0,5% FS

(2) not for G 1" Type

Ordering code

Output signal
1 0...10V 3-wire
4 4...20 mA 2-wire
H 4…20 mA 2-wire High Temperatur -25°C…120°C
E 4...20 mA 2-wire Ex II 1G EEx ia IIC T4/T6
M 4...20 mA 2-wire Ex I M2 EEx ia I

Range
See table on the left
99 non-standard range (on request)

Process connection and material
M Dairy thread ND 25 DIN 11851, 1.4404
6 Dairy thread ND 32 DIN 11851, 1.4404
7 Dairy thread ND 40 DIN 11851, 1.4404
K Dairy thread ND 40 aseptic, 1.4404
N DRD flange ND 65 1.4404
F G 1 A, 1.4404
5 G 1 ˝A, 1.4404
J Varivent DN 68, 1.4404
L Clamp 1", ND 25...40, 1.4404
9 others (on request)

Sensor seal
1 FPM (Viton) Standard
2 NBR (Nitril)
3 EPDM
4 Fluor-Silicon
5 Chemraz 505
9 others (on request)

Electrical connection
1 connector EN 175301-803A, IP65
4 connector EN 175301-803A, IP65, potted electronic
A Connector M12x1
B Connector M12x1, potted electronic
F Quickon Connector
G Quickon Connector, potted electronic
0 5m cable, IP 67
5 5m cable, IP 67, potted electronic
6 2m cable, IP 67,
7 2m cable, IP 67, potted electronic
8 6 pin Mil connector
9 others (on request)

Options
R Ceramic sensor 99,9% Al_2O_3
T Minimized case volume
RT Ceramic sensor 99,9% Al_2O_3 with minimized case volume

P131 – [ ][ ] – [ ][ ][ ][ ]

Dimensions (mm)

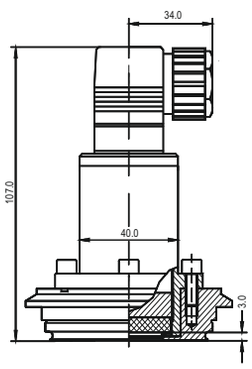

Varivent DN 68
Ranges:
from 40 mbar to 40 bar

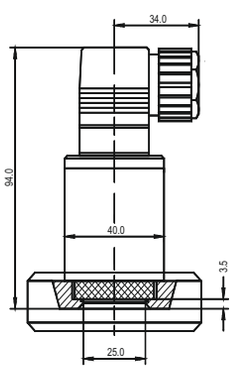

Dairy thread ND 25/32/40
Ranges:
from 40 mbar to 40 bar

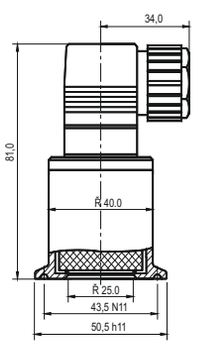

Clamp ND 25/38/40
Ranges:
from 40 mbar to 40 bar

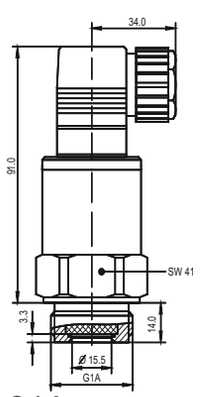

G 1 A
Ranges:
from 100 mbar to 40 bar

Electrical connections

Connector EN 175301-803A

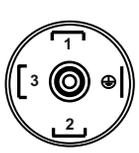

4...20 mA 2-wires
PIN1 Signal +
PIN2 Signal –

0...10V 3-wires
PIN1 in +
PIN2 in –
PIN3 out +

Quickon-Connector

4...20 mA 2-wires
PIN1 Signal +
PIN2 Signal –

0...10V 3-wires
PIN1 in +
PIN2 in –
PIN3 out +

M12x1, 4-pin Connector

4...20 mA 2-wires
PIN1 Signal +
PIN3 Signal –

0...10V 3-wires
PIN1 in +
PIN3 in –
PIN4 out +

Cable connection

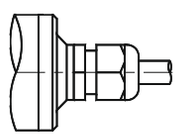

4...20 mA 2-wires
red Signal +
black Signal –

0...10V 3-wires
red in +
black in –
white out +

Modifications reserved without notice, 03.12

Nöding Meßtechnik GmbH Oldenfelder Bogen 29 D-22143 Hamburg Germany Tel. 040 / 67 58 51 - 0
Fax 040 / 67 58 51 - 49 Internet: www.noeding-messtechnik.de E-mail: info@noeding-messtechnik.de